


Tips for gathering your HHW for safe disposal

- Seal containers tightly.
- Containers must be labeled.
- Bring items in their original containers inside a sturdy box.
- If original container is leaking or damaged, transfer product to a safe container and re-label.
- Don't mix products together.
- Be prepared to leave your containers.



How to Reduce Household Hazardous Waste

Think Before You Buy

- Let the signal words, flammable, toxic, corrosive and explosive/reactive serve as an awareness guide.
- Buy the least hazardous product, search for safer alternatives and look for childproof packaging.
- Buy only as much of a hazardous product as you presently need and resist the economy size.

Finding Safer Product Choices

Descriptions such as "non-toxic" or "environmentally friendly" don't mean they are safe for humans, pets or the earth.



Products with the Safer Choice label help consumers identify and select products with safer chemical ingredients, without sacrificing quality or performance.

By scanning this QR code, you may access Safer Choice products.

Penny-Wise & Non-Toxic Alternatives

All-purpose cleaner: Baking soda - dissolve 4 tablespoons baking soda in 1 quart warm water for a cleaning solution or use baking soda sprinkled on a damp sponge.

Metal cleaner/polish: Toothpaste - to clean tarnish off gold and silver (not silver plate), with a soft toothbrush or cloth. Rinse with warm water and polish dry.

Pests: Boric acid - kills ants and roaches by spreading around entryways. Should not be applied to areas where small children and animals will be in contact.

Household Hazardous Waste

COLLECTION PROGRAM



IT'S YOUR HOME.
MAKE IT SAFE.

HOW YOU CAN SAFELY
DISPOSE OF TOXIC
HOUSEHOLD PRODUCTS

About the ORSWMD HHW Program

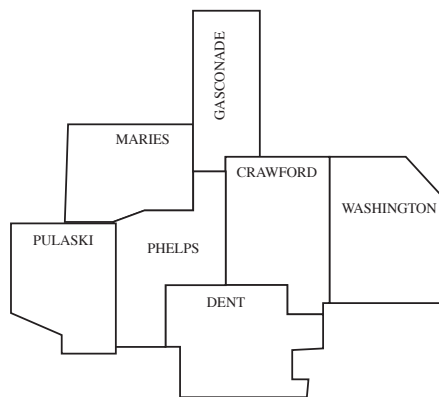
The Regional HHW Collection Program provides convenient access to proper HHW disposal for all residents of participating communities. Residents may take HHW products to the satellite collection facilities in Rolla, MO, and St. Robert, MO, free of charge. **Proof of residency is required.**

RESIDENTIAL WASTE ONLY
NO BUSINESS WASTE ACCEPTED

Ozark Rivers Solid Waste
Management District



Crawford • Dent • Gasconade
Maries • Phelps • Pulaski
Washington



*Map of the ORSWMD Counties in the Meramec Region.

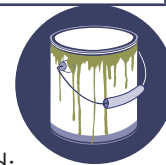
Opportunities Knock,
We Answer



ORSWMD Satellite Collection Facilities

	City of Rolla, Environmental Services 2141 Old St. James Rd. Rolla, MO 65402 (573) 364-9568	St. Robert Transfer Station J.H. Williamson Dr. St. Robert, Mo 65584 573-336-5155
HOURS	www.rollacity.org/recycle Appointments required. Wednesday, 9 a.m. - 1 p.m. Closed December-February	www.SaintRobert.com Appointments required. Tuesday mornings only.
WHO	This service is for residents of cities and counties in the ORSWMD. Must bring ID with proof of residency in Crawford, Dent, Gasconade, Maries, Pulaski, Phelps or Washington counties. Hazardous Waste from businesses is not accepted.	
ACCEPTS	Automotive products, aerosols, antifreeze, batteries, adhesives, CFL light bulbs, fertilizers, fluids, flammables, fuels, hazardous cleaners, hazardous liquids, household cleaners, lawn & garden products, oil-based paint, pesticides, photographic chemicals, pool chemicals, solvents, stains and varnish, thinners and used oils.	
DOES NOT ACCEPT	Prescription drugs, explosives, yard waste, commercial waste, fire extinguishers, pressurized gas cylinders, items containing asbestos, tires, smoke detectors, mercury and latex paint.	

How much paint do you need?



1

Determine the total square feet of each area to be painted.

a: For each wall, multiply the height by the width:

$a + b = \underline{\hspace{2cm}}$ total sq. ft.

Height ft. X Width ft.

$= \underline{\hspace{2cm}}$ sq. ft.

b: For each ceiling, multiply the length by the width:

Length ft. X Width ft.

$= \underline{\hspace{2cm}}$ sq. ft.

2

Add up the total sq. ft. for all walls and ceilings to be painted:

3

To determine the number of gallons of paint needed for one coat, divide by 400:

Total sq. ft. /400

$= \underline{\hspace{2cm}}$ gallons of paint.



Ozark Rivers Solid Waste
Management District

Printed on recycled paper with
30% post-consumer waste content



MISSOURI
DEPARTMENT OF
NATURAL RESOURCES

Funded by the Missouri Department of Natural
Resources.

For more information, contact:
Jill Hollowell at
jhollowell@meramecregion.org
or call (573) 265-2993



recycle more
Every little bit counts.